



100W RGB(45mil) High power LED Module

Features

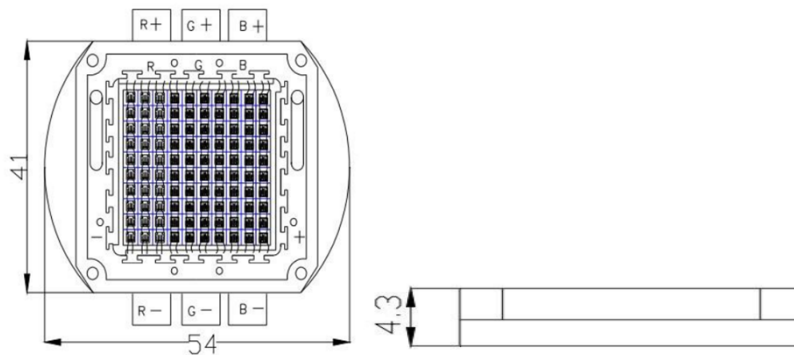
High brightness RGB LED round package

Light output intensity grade Viewing angle 140 degree

Light color. RGB

RoHS compliant

Dimensions



Unit:mm

tolerance: ± 0.2

Notes:

1. All dimensions are in millimeters.
2. Tolerance is ± 0.1 mm unless otherwise noted.

Absolute Maximum Rating @ Ta=25°C

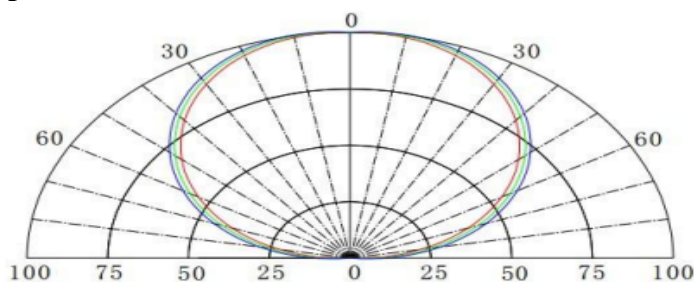
Parameter t	Symbol	Maximum Rating	Uni
Continuous Forward Current	IF	1050	mA
Peak Forward Current (1/10 Duty Cycle, 0.1ms Pulse Width)	IFp	1200	mA
Reverse Voltage	VR	35	V
Power Dissipation	PD	100	W
Electrostatic discharge	ESD	1000	V
Operating Temperature Range	TOPR	-25°C to +85°C	
Lead Soldering Temperature (3mm from the base of the epoxy bulb)	TSOL	360°C	
Storage Temperature Range	TSTG	-35°C to +105°C	

Electrical / Optical Characteristic @ Ta=25°C

Parameter	Symbol		Min.	Typ.	Max.	Unit	Test Condition
Forward Voltage	VF	R	22	23	24	V	IF=1050mA
		G	32	33	34	V	IF=1050mA
		B	32	33	34	V	IF=1050mA
Luminous Flux	Φ	R	1350	1500	1650	Lm	IF=1050mA
		G	2600	2900	3200	Lm	IF=1400mA
		B	750	900	1050	Lm	IF=1050mA
Dominant Wavelength	Wld	R	620	622.5	625	nm	IF=1050mA
		G	517	520	522	nm	IF=1050mA
		B	460	462.5	465	nm	IF=1050mA
Color Temperature	Tc	W	6000	6250	6500	K	IF=350mA
Reverse Current	IR				10	μA	VR=35V
Viewing Angle	2θ1/2				140	deg	IF=1050mA
Recommend Forward Current	IF(rec)	RGB			1050/1400	mA	

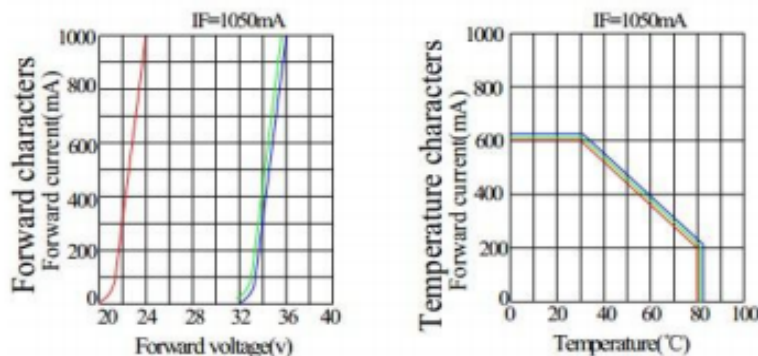
tolerance of measurement of forward voltage±0.1V

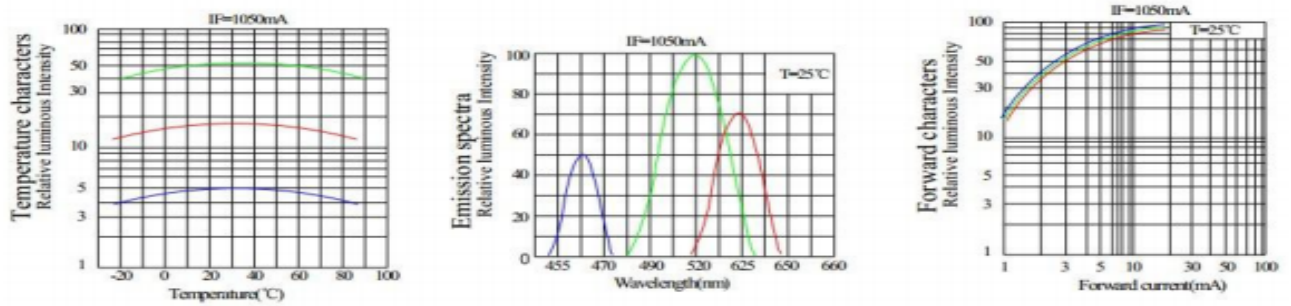
**Typical Electrical / Optical Character Curves
(25 ° Ambient Temperature Unless Otherwise Noted)
Spotial Distrbtion**



IV(%)

Typical electrical-optical Characteristics curvers





Cautions

The LED's are devices which are materialized by combining blue LED's and special phosphors. Consequently the color of the LED's is changed a little by an operating current. Care should be taken after due consideration when using LED's.

(1) Moisture Proof Package:

When moisture is absorbed into package it may vaporize and expand during soldering. There is a possibility that this can cause exfoliation of the contacts and damage to the optical characteristics of the LED's. For this reason, the moisture proof package is used to keep moisture to a minimum in the package.

(2) Storage Conditions

Before opening the package: The LED's should be kept at 30°C or less and 50%RH or less. The LED's should be used within a year. When storing the LED's. Moisture proof packaging with absorbent material (silica gel) is recommended. After opening the package: The LED's should be kept at 30°C or less and 50%RH or less. The LED's should be soldered within 168 hours (7days) after opening the package. If unused LED's remain, they should be stored in moisture proof packages, such as sealed containers with packages of moisture absorbent material (silica gel). It is also recommended to return the LED's to the original moisture proof bag and to reseal the moisture proof bag again. If the moisture absorbent material (silica gel) has faded away or the LED's have exceeded the storage time, baking treatment should be performed using the following conditions. Baking treatment: more than 48 hours at 65±5°C LEDGUHON LED electrode and lead free are comprised of a silver plated copper alloy. The silver surface may be affected by environments which contain corrosive gases and so on. Please Avoid conditions which may cause the LED to corrode, tarnish or discolor. This corrosion or discoloration might lower solderability or might affect on optical characteristics. Please avoid rapid transitions in ambient temperature, especially in high humidity environments where condensation can occur.

(3) Heat Generation

Thermal design of the end product is of paramount importance. Please consider the heat generation of the LED when making the system design. The coefficient of temperature increase per input electric power is affected by the thermal resistance of the circuit board and density of LED placement on the board, as well as other

components. It is necessary to avoid intense heat generation and operate within the maximum ratings given in this specification. The operating current should be decided after considering the ambient maximum temperature of LED's.

(4) Cleaning

It is recommended that isopropyl alcohol be used as a solvent for cleaning the LED's. when using other solvents, it should be confirmed beforehand whether the solvents will dissolve the package and the resin or not. Freon solvents should not be used to clean the LED's because of worldwide regulations. Do not clean the LED's by the ultrasonic. When it is absolutely necessary, the influence of ultrasonic cleaning on the LED's depends on factors such as ultrasonic power and the assembled condition. Before cleaning, a pre-test should be done to confirm whether any damage to the LED's will occur °C

(5) Static Electricity

Static electricity or surge voltage damages the LED's. It is recommended that a wrist band or an anti-electrostatic glove be used when handling the LED's. All devices, equipment and machinery must be properly grounded. It is recommended that measures be taken against surge voltage to the equipment that mounts the LED's. When inspecting the final products in which LED's were assembled, it is recommended to check. Whether the assembled LED's are damaged by static electricity or not, it is easy to find static-damaged LED's by a light -on test or a VF test at a lower current (below 1mA is recommended). Damaged LED's will show some unusual characteristics such as the leak current remarkably increases, the forward voltage becomes lower, or the LED's do not light at the low current. Criteria ($V_f > 2.0V$ at $I_f = 0.5mA$)

Others

Care must be taken to ensure that the reverse voltage will not exceed the absolute maximum rating when using the LED's with matrix drive. The LED light output is strong enough to injure human eyes. Precautions must be taken to prevent looking directly at the LED's with unaided eyes for more than a few seconds. Flashing lights have been known to cause discomfort in people, you can prevent this by taking precautions during use. Also, people should be cautious when using equipment that has had LED's incorporated into it. The LED's described in this brochure are intended to be used for ordinary electronic equipment (such as office equipment , communications equipment, measurement instruments and household appliances)

Consult LEDLIGHTMAKE's sales staff in advance for information on the applications in which exceptional quality and reliability are required, particularly when the failure or malfunction of the LED's may directly jeopardize life or health (such as for airplanes, aerospace, submersible repeaters, nuclear reactor control systems, automobile, traffic control equipment, life support systems and safety devices). User shall not reverse engineer by disassembling or analysis of the LED's without having prior written consent from LEDLIGHTMAKE when defective LED's are found, the User shall inform LEDLIGHTMAKE directly before disassembling or analysis. The formal specifications must be exchanged and signed by both parties before large volume purchase begins. The appearance and specifications of the product may be modified for improvement without notice.